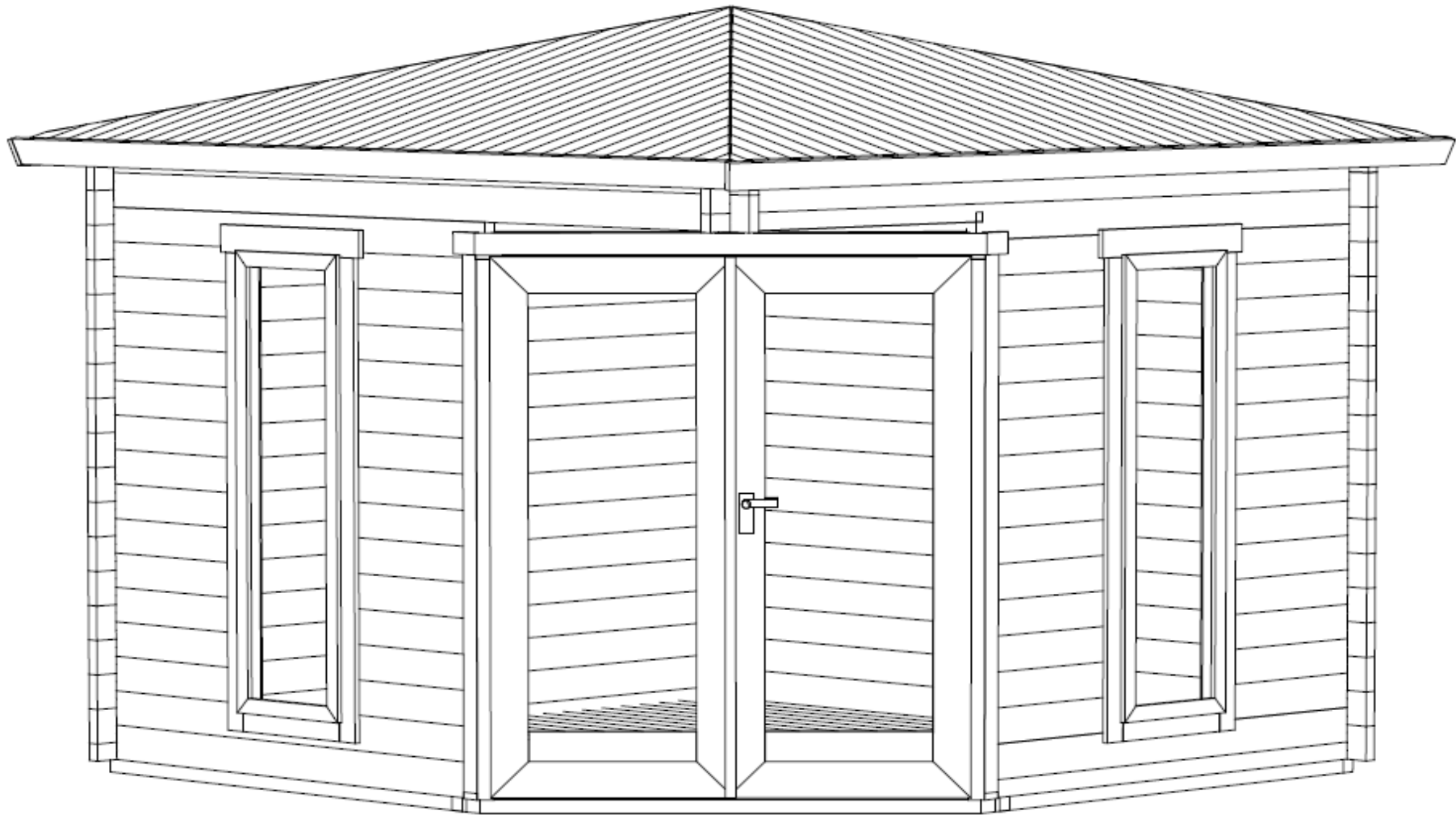
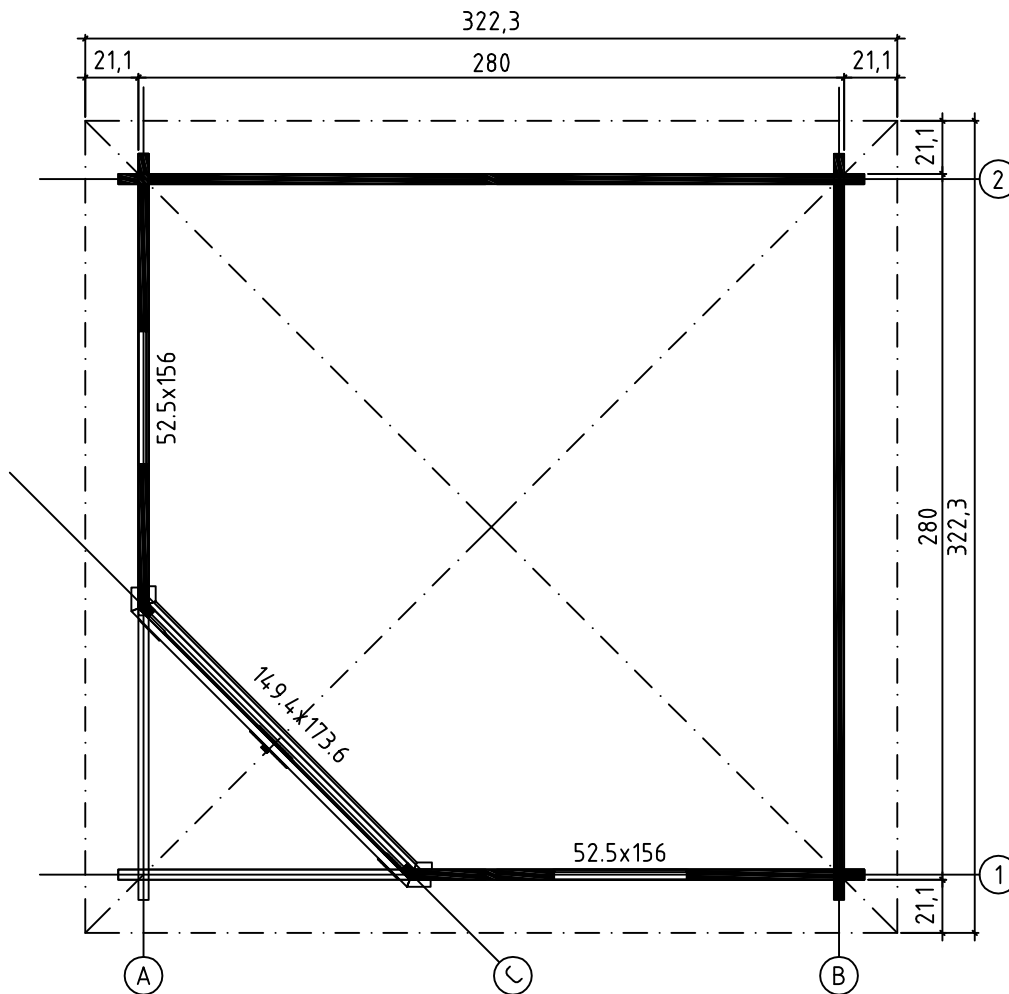


Edinburgh 1
Art. Nr. 407540
1/13

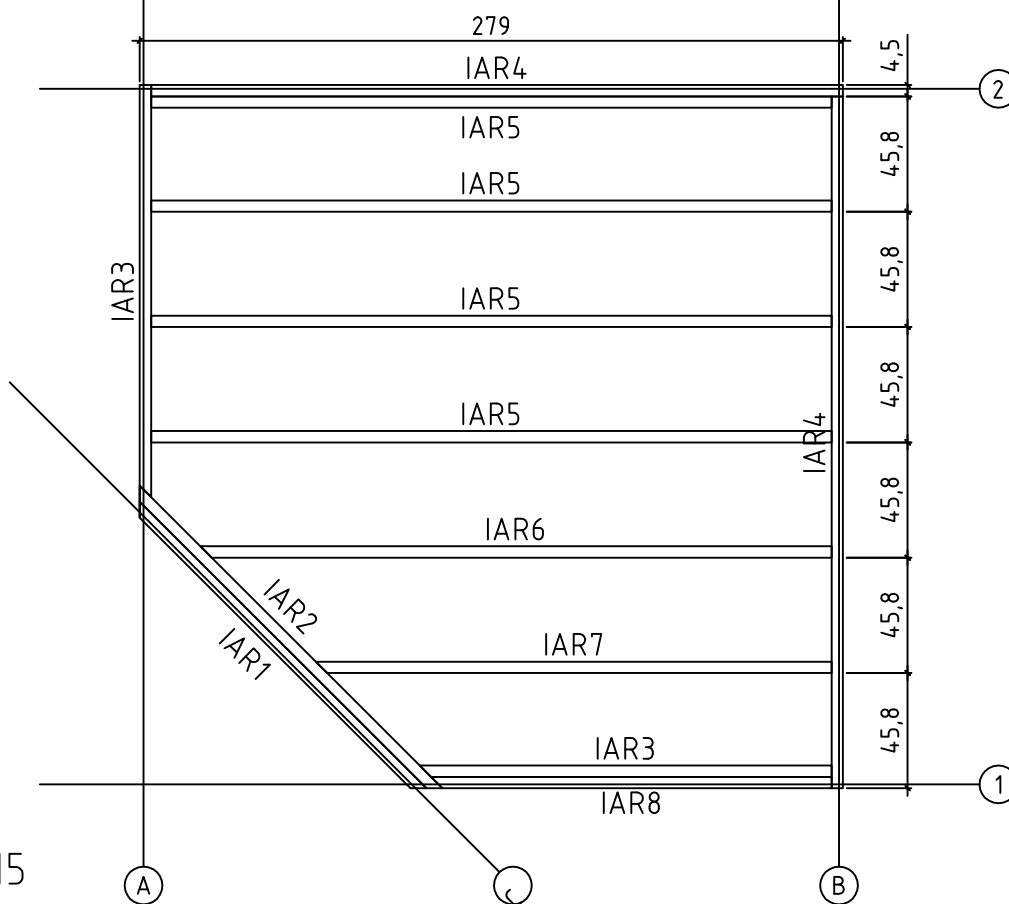


Art.Nr. 407540

GROUNDPLAN - GRUNDPLAN - PLAN DE MASSE



FOUNDATION - FUNDAMENT - FONDATION



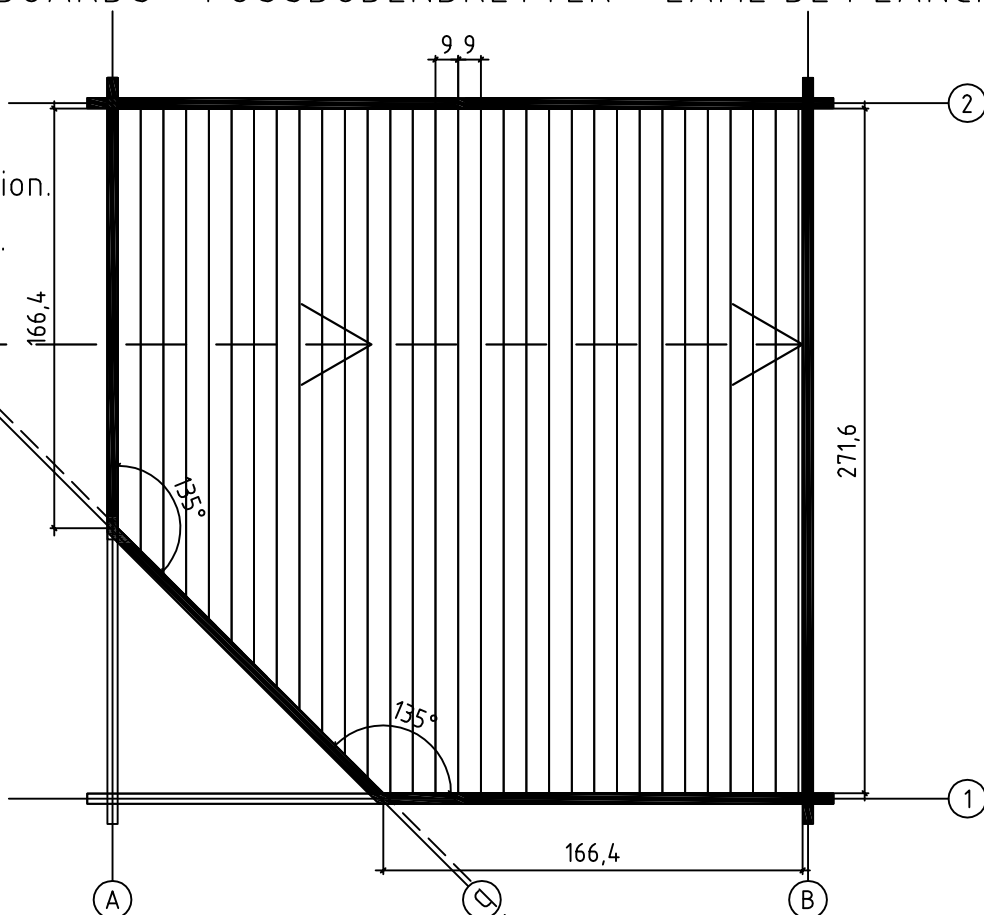
14.01.2015

2/13

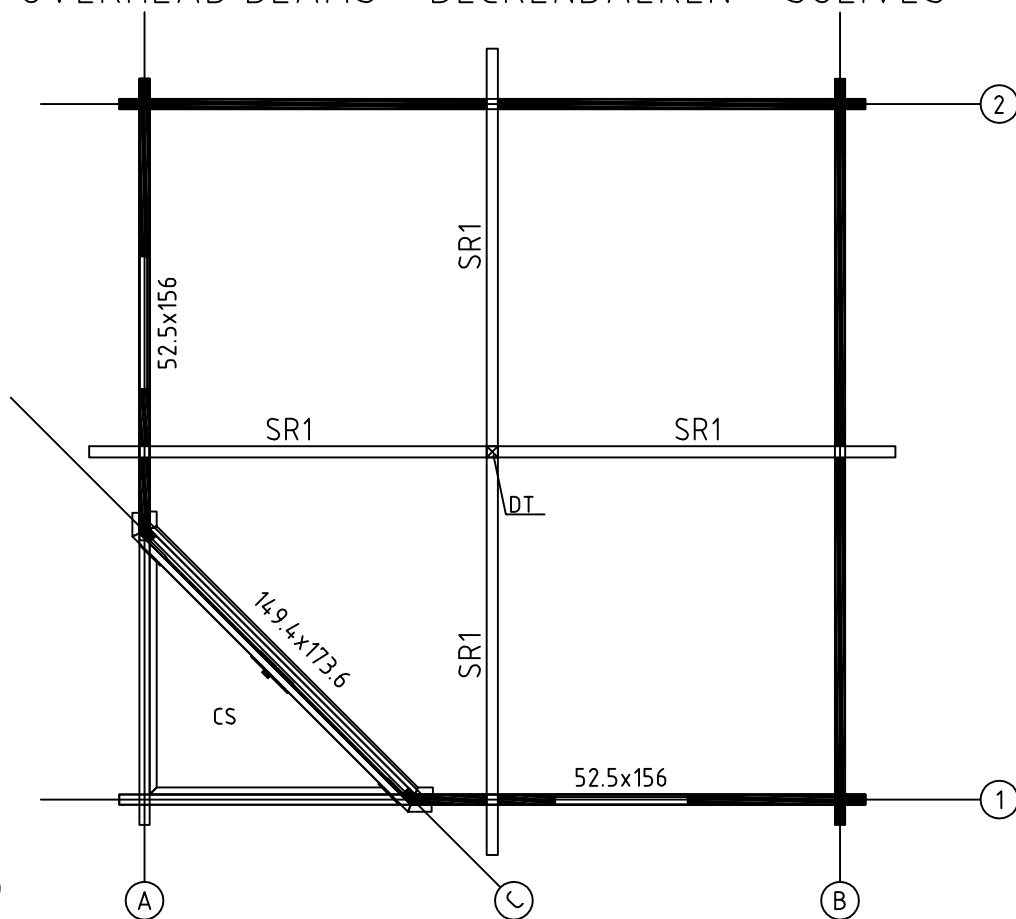
Art.Nr. 407540

FLOOR BOARDS - FUSSBODENBRETTER - LAME DE PLANCHER

Mounting direction.
Aufbauschrifte.
Instruction de montage.

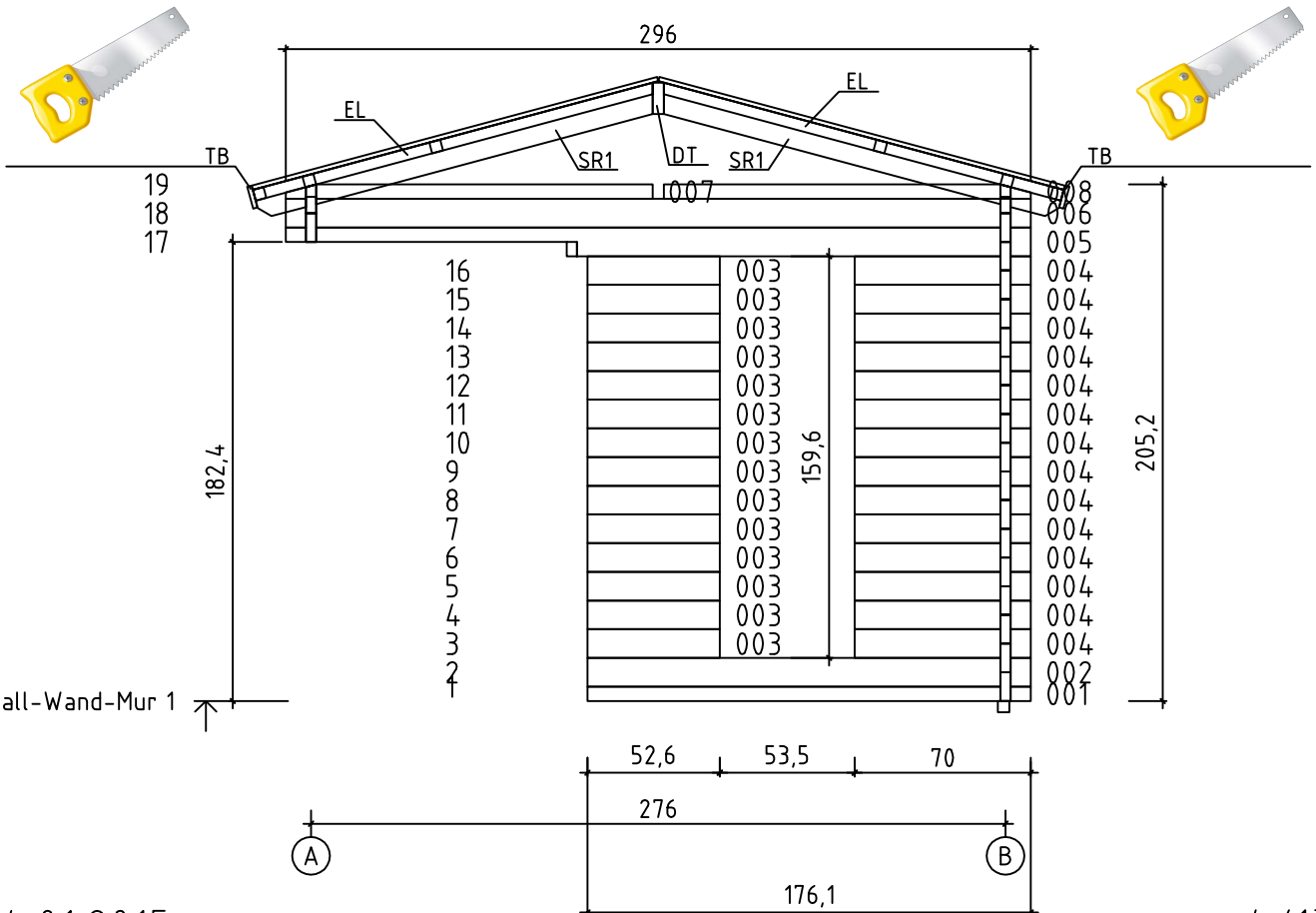
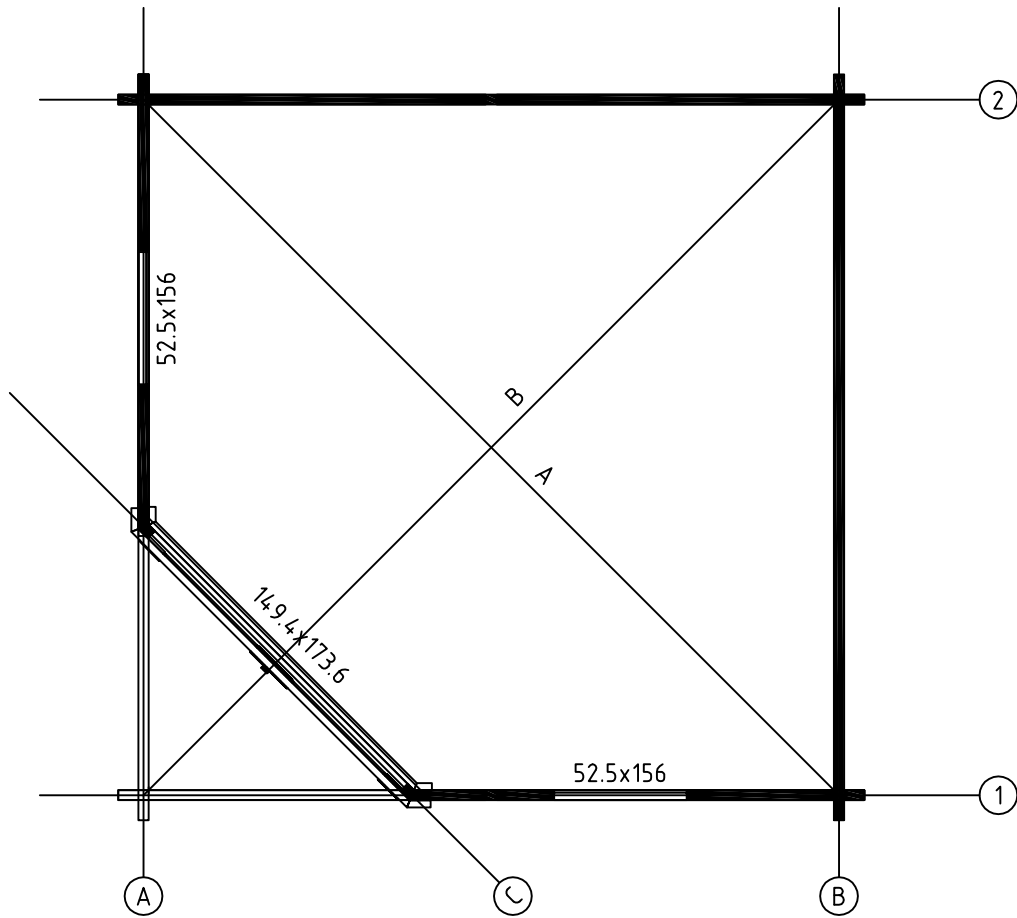


OVERHEAD BEAMS - DECKENBALKEN - SOLIVES



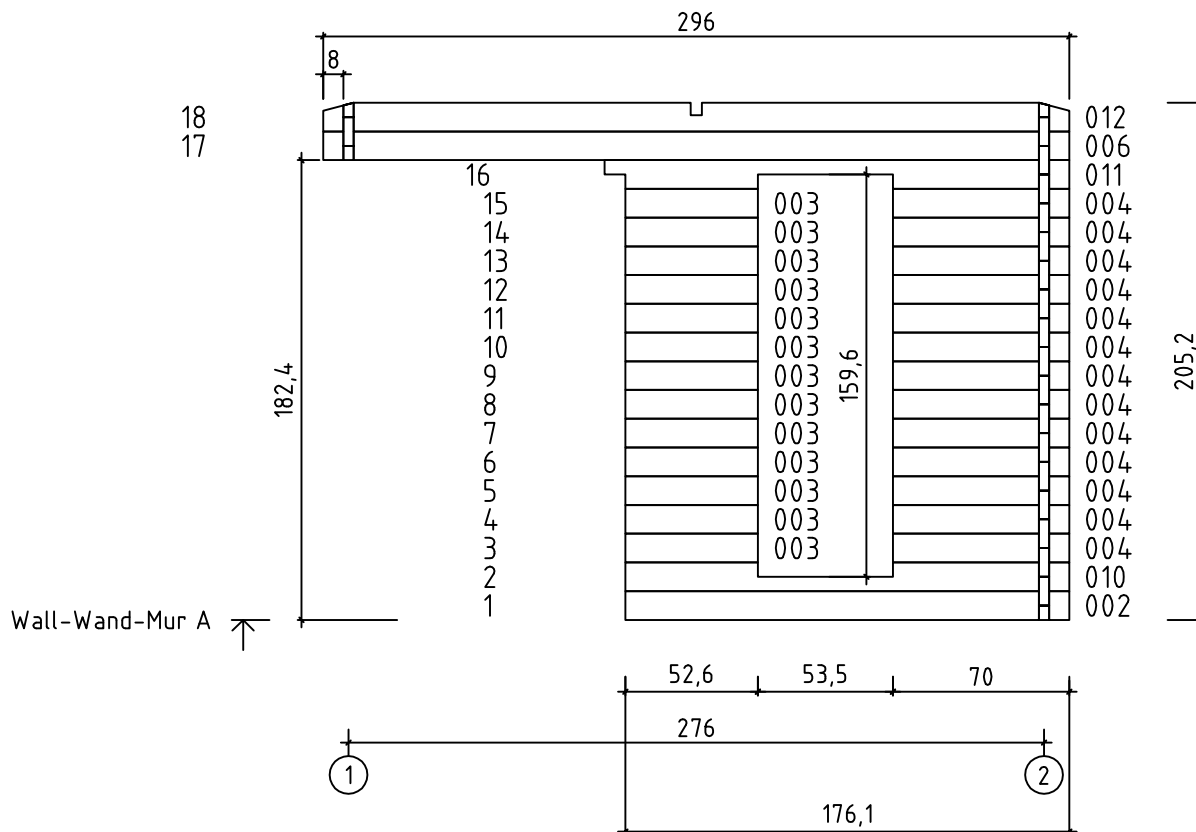

Art.Nr. 407540

Diagonal must be equal A=B - Prüfung diagonale Austrichtung A=B -
 - Controle des diagonales A=B

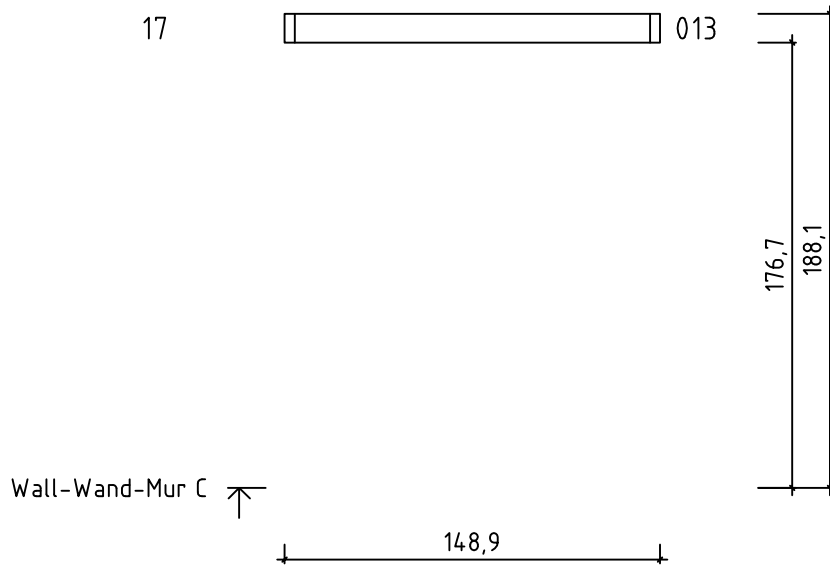



14.01.2015

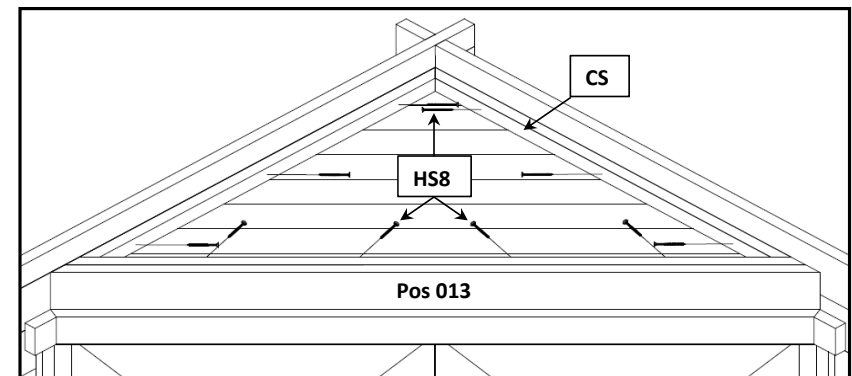
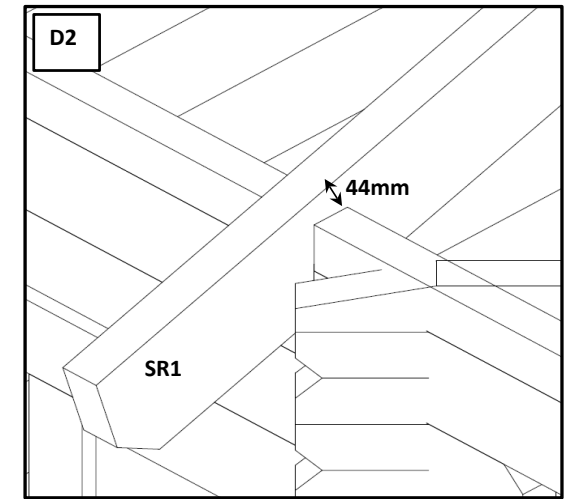
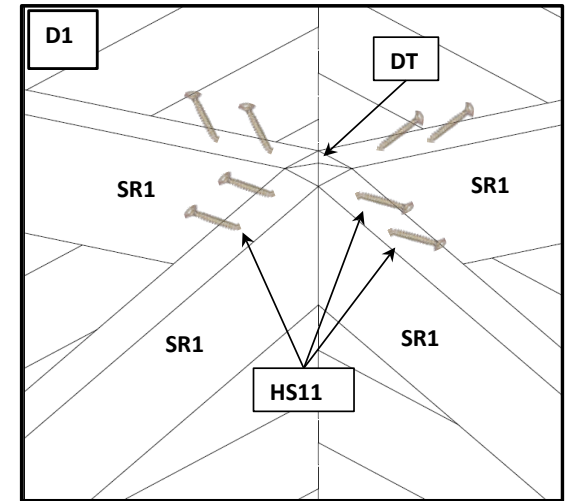
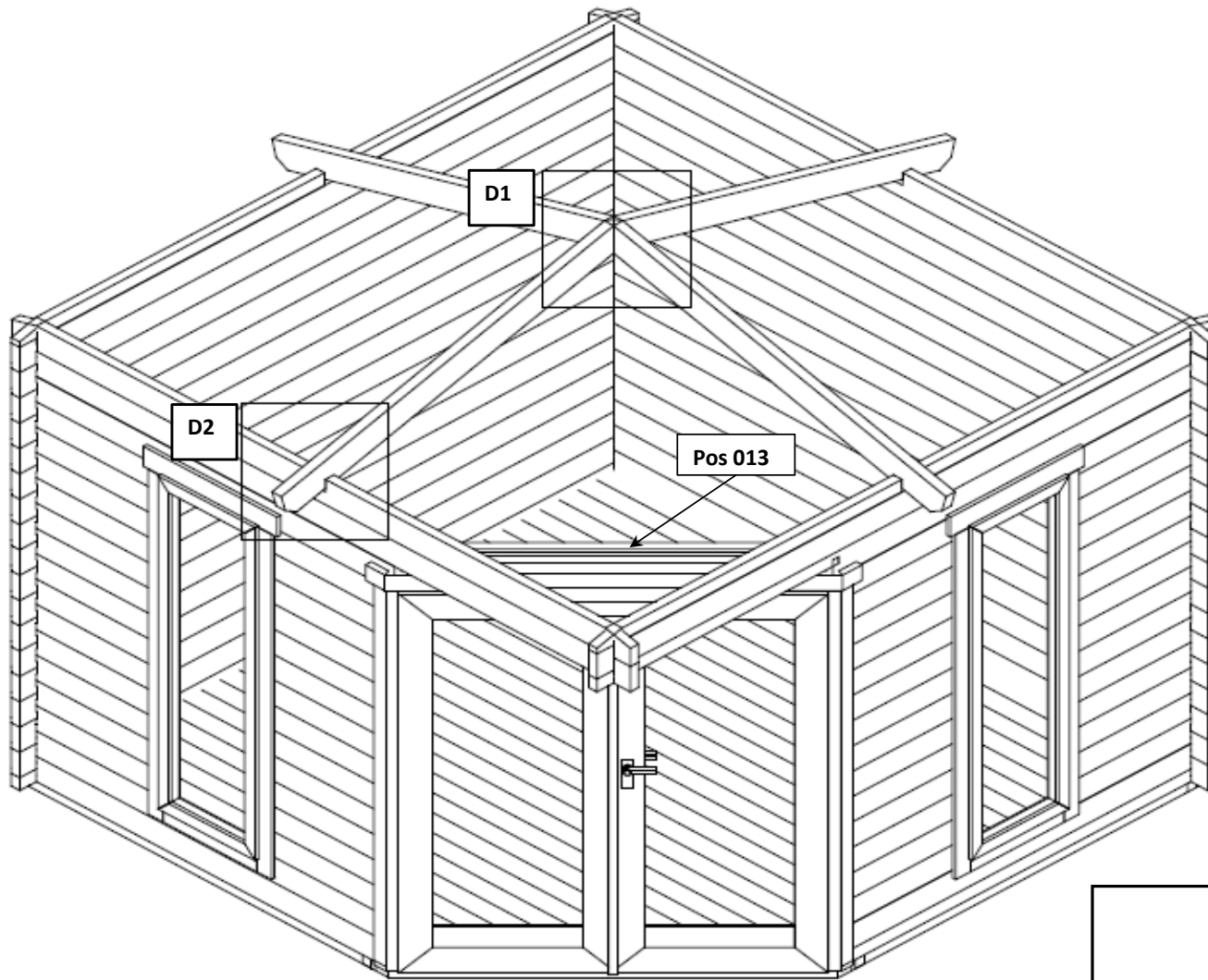
Art.Nr. 407540



Art.Nr. 407540

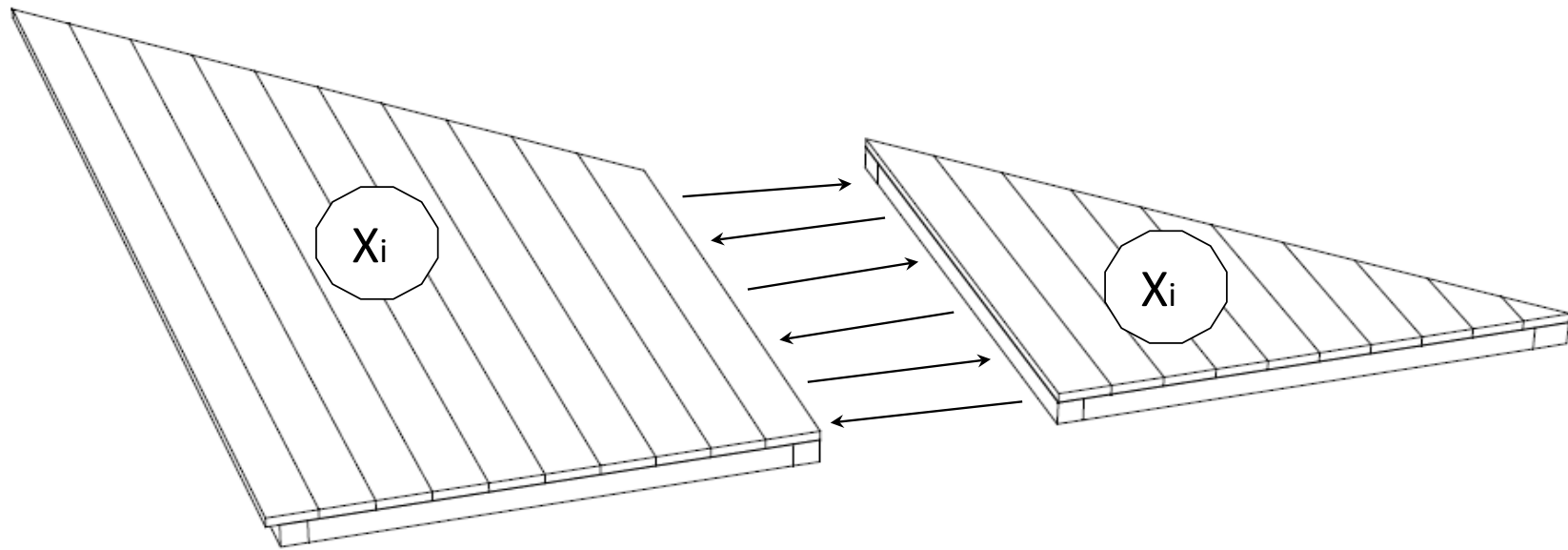


Art. Nr. 407540

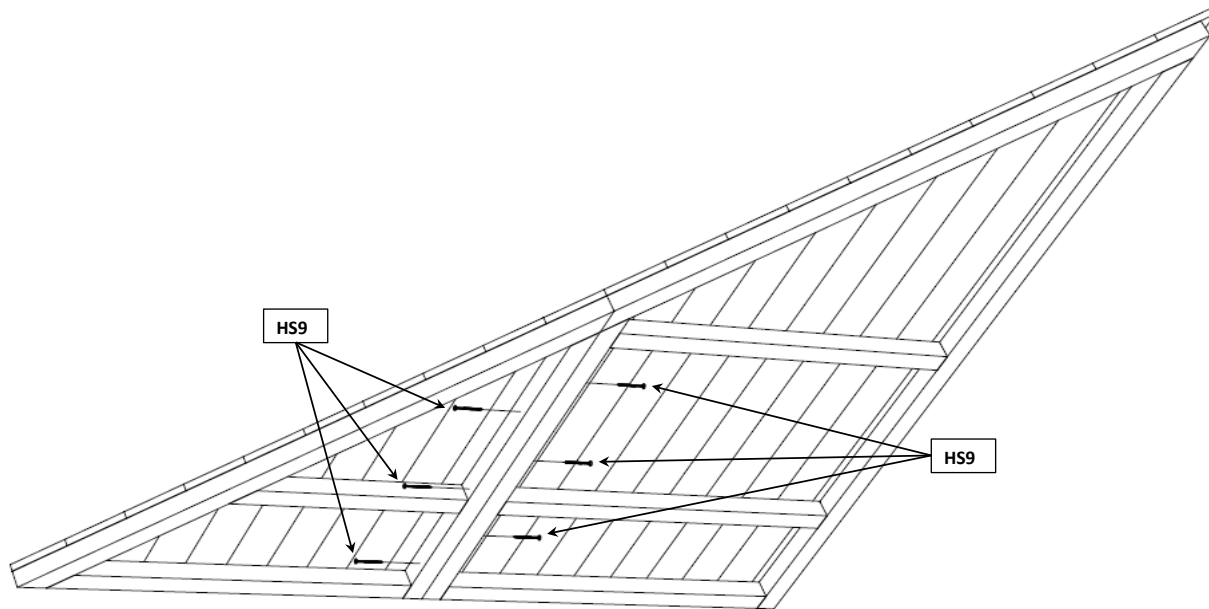


Art. Nr. 407540

TOP VIEW - ANSICHT VON OBEH - VUE DE DESSUS

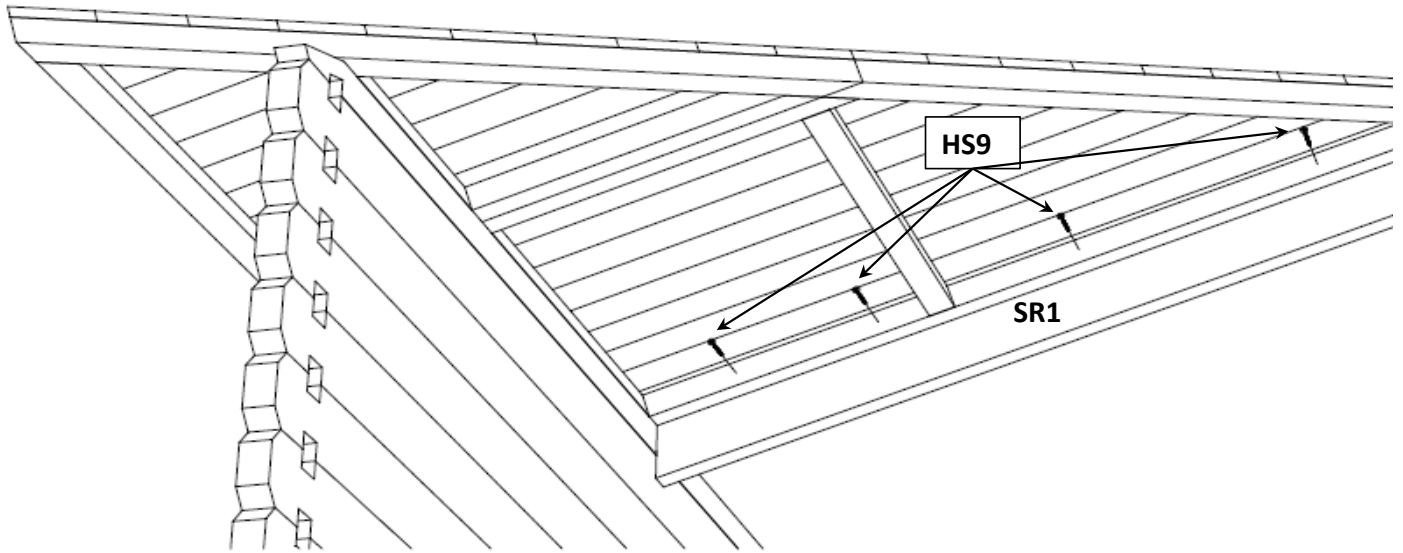


FROM BELOW - VUE DE DESSOUS - ANSICHT VON UNTEN

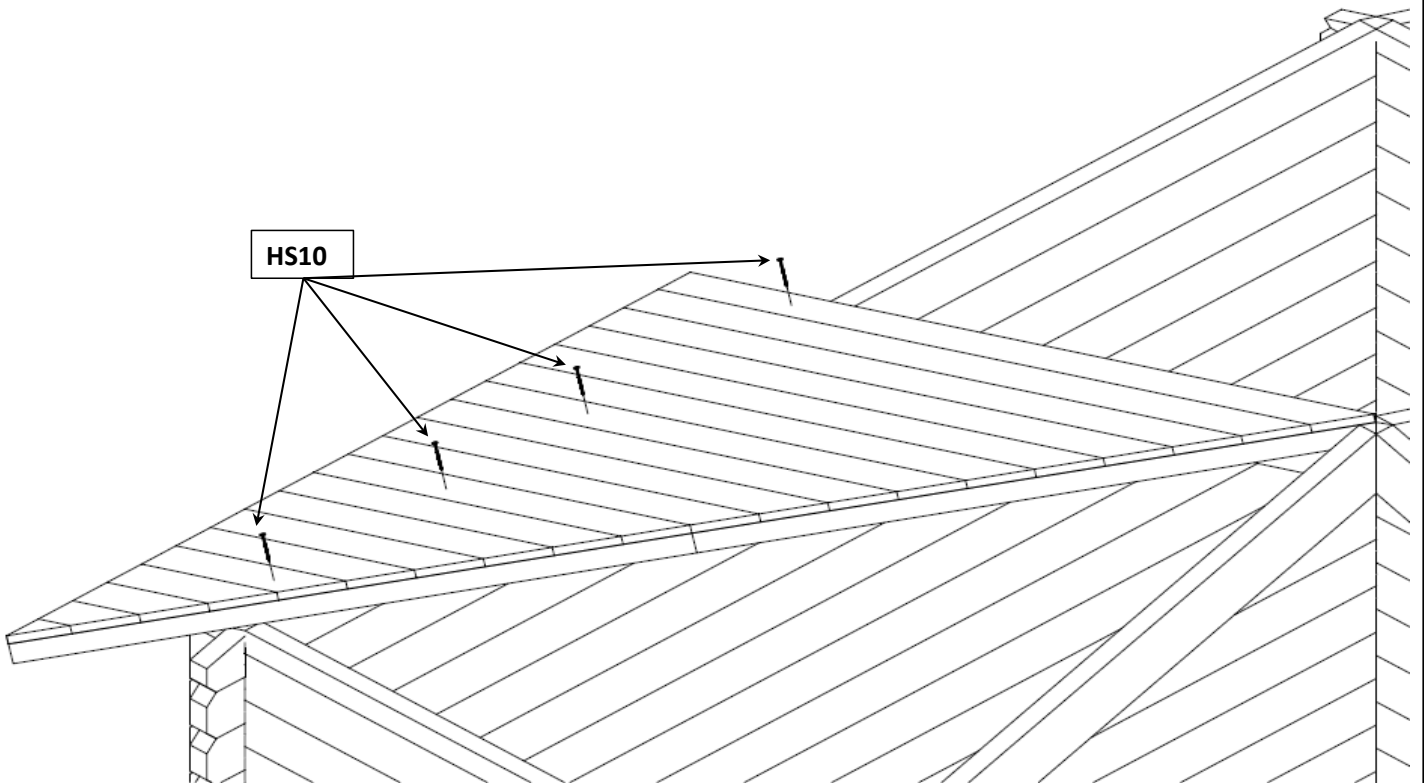


Art. Nr. 407540

FROM BELOW - VUE DE DESSOUS - ANSICHT VON UNTEN

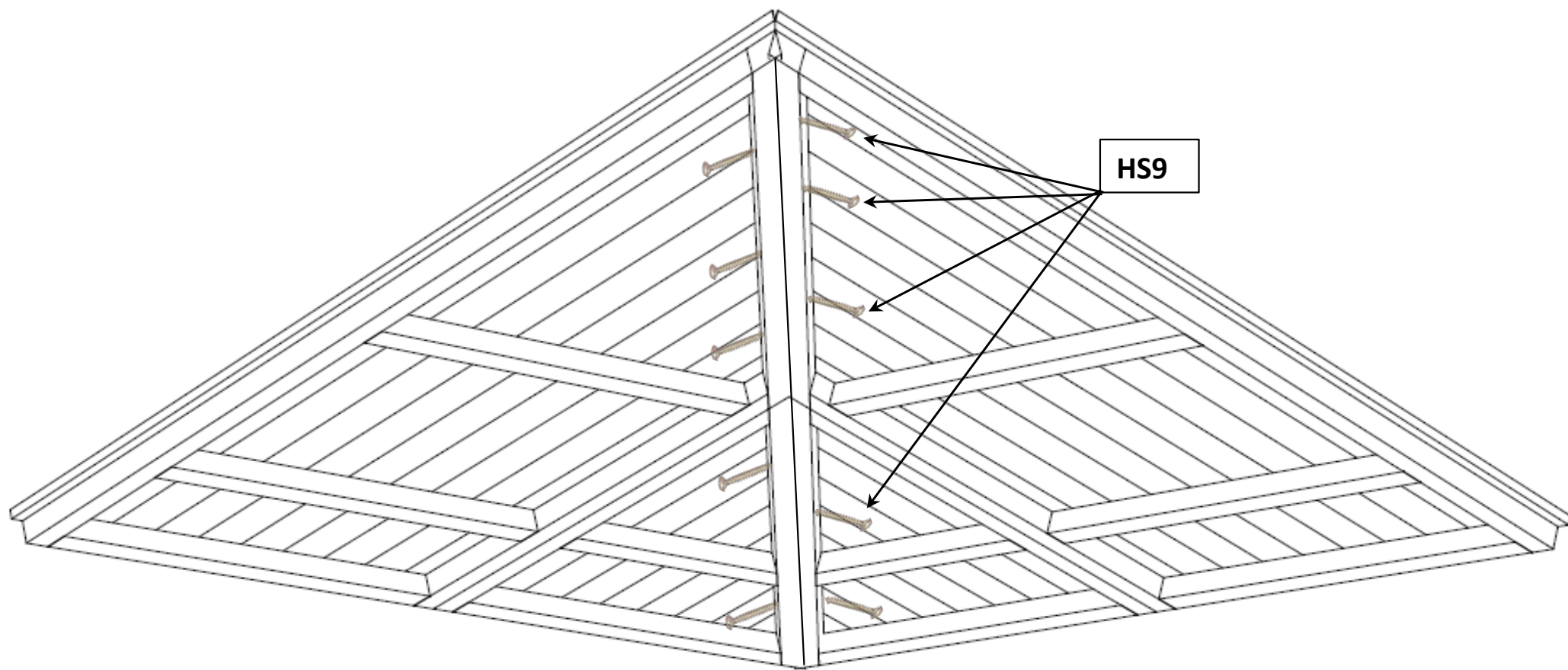


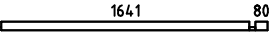
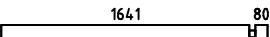

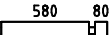
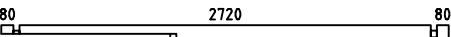
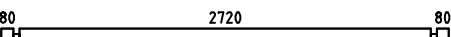
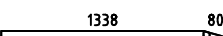

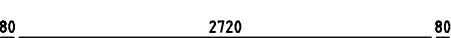






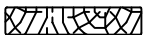








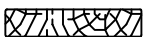
TOP VIEW - ANSICHT VON OBEH - VUE DE DESSUS


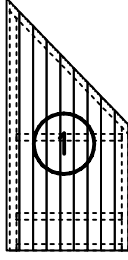
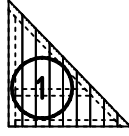
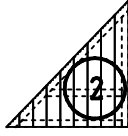
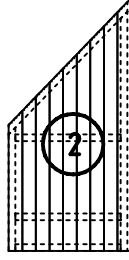
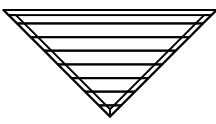


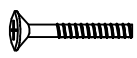



















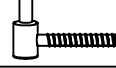
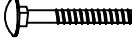


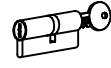


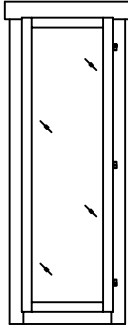
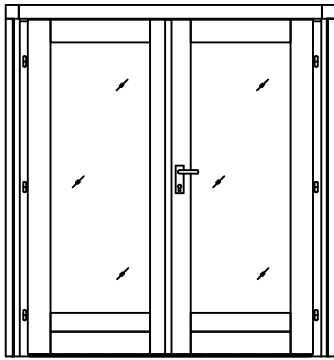
Art. Nr. 407540

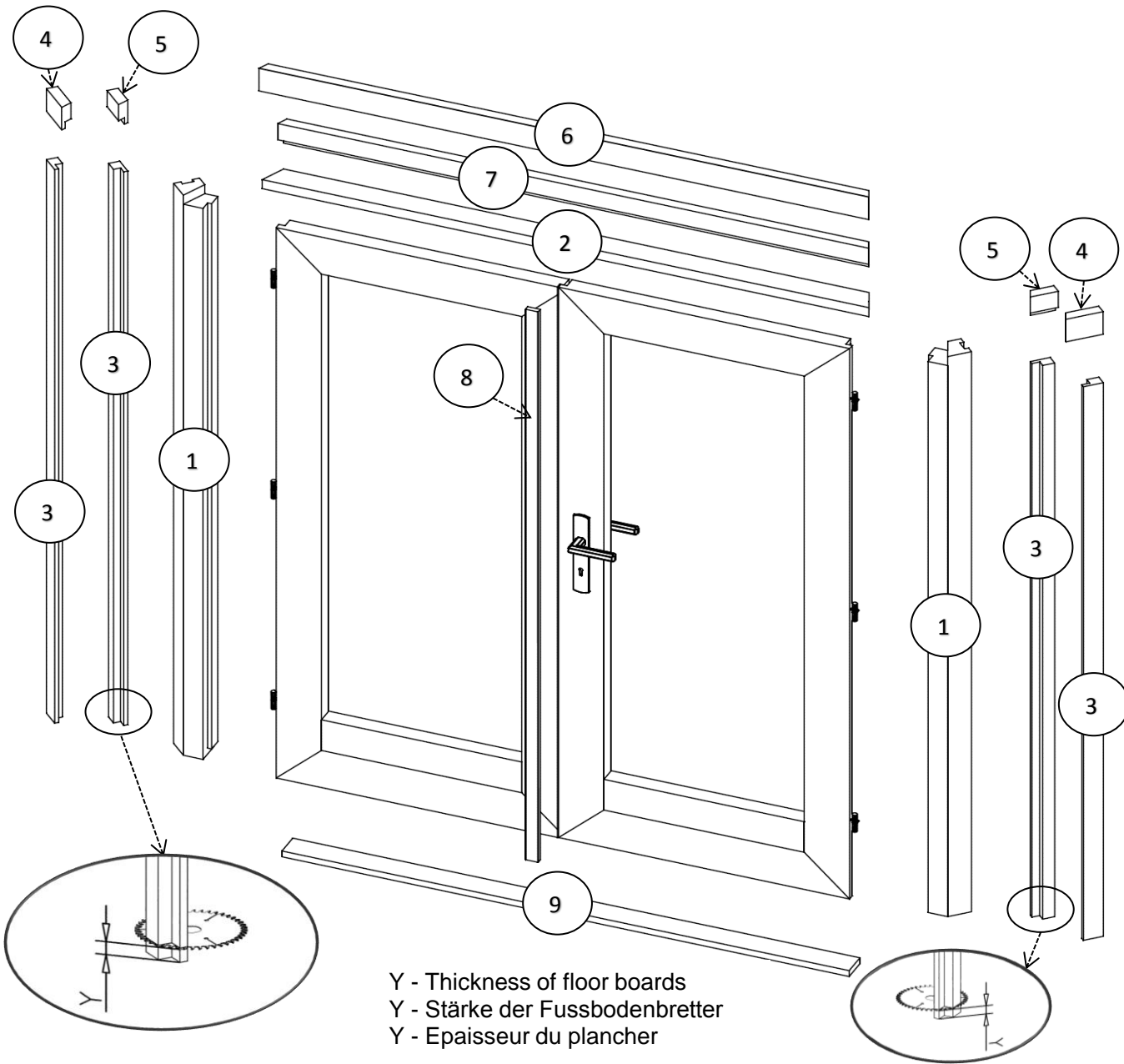
FROM BELOW - VUE DE DESSOUS - ANSICHT VON UNTEN

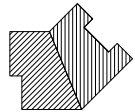










| Pos | 14.01.2015 | Piecelist - Stücklist - Liste des composants Art. Nr. 407540 | 11/13 | Q. | P. (mm) | L. (mm) |
|------|------------|--|-------|----|------------|------------|
| 001 | |  | | 1 | 40x57 | 1761 |
| 002 | |  | | 2 | 40x114 | 1761 |
| 003 | |  | | 27 | 40x114 | 526 |
| 004 | |  | | 27 | 40x114 | 700 |
| 005 | |  | | 1 | 40x114 | 2960 |
| 006 | |  | | 36 | 40x114 | 2960 |
| 007 | |  | | 2 | 40x57 | 1458 |
| 008 | |  | | 2 | 40x57 | 1458 |
| 009 | |  | | 1 | 40x57 | 2960 |
| 010 | |  | | 1 | 40x114 | 1761 |
| 011 | |  | | 1 | 40x114 | 1843 |
| 012 | |  | | 2 | 40x114 | 2960 |
| 013 | |  | | 1 | 40x114 | 1489 |
| IAR4 | | FOUNDATION - FUNDAMENT - FONDATION  | | 2 | 45x45 | 2745 |
| IAR5 | | FOUNDATION - FUNDAMENT - FONDATION  | | 4 | 45x45 | 2700 |
| IAR6 | | FOUNDATION - FUNDAMENT - FONDATION  | | 1 | 45x45 | 2504 |
| IAR7 | | FOUNDATION - FUNDAMENT - FONDATION  | | 1 | 45x45 | 2047 |
| IAR2 | | FOUNDATION - FUNDAMENT - FONDATION  | | 1 | 45x45 | 1698 |
| IAR3 | | FOUNDATION - FUNDAMENT - FONDATION  | | 2 | 45x45 | 1634 |
| IAR1 | | FOUNDATION - FUNDAMENT - FONDATION  | | 1 | 45x45 | 1608 |
| IAR8 | | FOUNDATION - FUNDAMENT - FONDATION  | | 1 | 45x45 | 1589 |
| SR1 | | RAFTER - DACHSPARREN - CHEVRON  | | 4 | 44x120 | 1646 |
| DT | | ROOF SUPPORT - DACH TRÄGER - SUPPORT DE TOIT  | | 1 | 44x44 | 130 |
| | | STORM PROTECTION - STURMLEISTE - - LATTE ANTI-TEMPETE  | | 5 | 22x45 | 2000 |
| TB | | EAVES BOARD - TRAUFBRETT - BANDEAU DE TOIT  | | 4 | 18x90 | 3300 |

| Pos | 14.01.2015 | Piecelist - Stücklist - Liste des composants Art. Nr. 407540 | 12/13 | Q. | P. (mm) | L. (mm) |
|------|------------|---|--|-----|------------|------------|
| | | FLOOR BOARDS - FUSSBODENBRETTER - LAME DE PLANCHER |  | 31 | 90x18 | 2716 |
| EL | | ROOF SHIELD - ELEMENT - PANNEAU DE TOITURE |   | 4 | | |
| EL | | ROOF SHIELD - ELEMENT - PANNEAU DE TOITURE |   | 4 | | |
| CS | | CEILING SHIELD - ELEMENT - PANNEAU DE TOITURE |  | 1 | | |
| | | FLOOR FILLET-FUSSBODENLEISTE - CORNIERE DE FINITION DU PLANCHER |  | | 18x18 | 10.86 |
| | | WINDOW HANDLE FITTINGS - FENSTERGRIFF - POIGNÉE D'OUVERTURE DE FENETRE |  | 4 | | |
| | | BOLT FOR WINDOW HANDLE FITTINGS - BOLZEN FÜR FENSTERGRIFF BESCHLAG - BOULON POUR POIGNÉE D'OUVERTURE DE FENETRE |  | 8 | | |
| HS8 | | SCREW FOR TRIANGULAR FIXING - MONTAGENSCHRAUBE FÜR DREIECKIGE - - VIS D'ASSEMBLAGE POUR TRIANGLE |  | 10 | 4x60 | |
| | | SCREW FOR 1. WALL BEAM - SCHRAUBE FÜR 1. BOHLENREIHE - VIS DE FIXATION DES FONDATIONS |  | 4 | 5x90 | |
| HS41 | | SCREW FOR DOOR JAMB - SCHRAUBE FÜR TÜRRAHMEN - VIS DE FIXATION POUR MONTANT DE PORTE |  | 4 | 5x90 | |
| HS3 | | SCREW FOR DOOR FILLET - SCHRAUBE ZUR BEFESTIGUNG TÜRLEISTE - VIS D'ASSEMBLAGE DU CADRE DE PORTE |  | 5 | 3x30 | |
| HS22 | | SCREW FOR FIXING DOOR TO THE WALL - SCHRAUBE ZUR BEFESTIGUNG TUR - ZARGE MIT WAND - VIS POUR FIXATION DORMANT DE PORTE AU 1ER RANG DE MADRIER |  | 2 | 3.5x50 | |
| | | SCREW FOR EAVES BOARDS - SCHRAUBEN FÜR TRAUFBRETTER - VIS DE FIXATION POUR BANDEAU DE TOIT |  | 28 | 4x40 | |
| HS10 | | SCREW FOR SHIELD - SCHRAUBEN ZUR ELEMENT VIS POUR DE PANNEAU DE TOITURE |  | 48 | 5x120 | |
| HS11 | | SCREW FOR RAFTER - SCHRAUBEN FÜR DACHSPARREN - - SCHRAUBEN FÜR DACHSPARREN - VIS POUR CHEVRON |  | 12 | 5x120 | |
| | | SCREW FOR FUNDAMENT - SCHRAUBEN ZUR BEFISTIGUNG FUNDAMENT - VIS POUR FONDATION |  | 25 | 5x90 | |
| | | SCREW FOR POS 005 - SCHRAUBEN FÜR POS 005 - - VIS POUR POS 005 |  | 2 | 5x90 | |
| HS9 | | SCREW FOR SHIELD - SCHRAUBEN ZUR ELEMENT VIS POUR DE PANNEAU DE TOITURE |  | 120 | 6x80 | |

| Pos | 14.01.2015 | Piecelist - Stücklist - Liste des composants Art. Nr. 407540 | 13/13 | Q. | P. (mm) | L. (mm) |
|------|------------|---|---|-----|------------|------------|
| | | ZN NAIL FOR FLOOR FILLET - ZN NÄGEL FÜR FUSSBODENLEISTE - POINTE POUR CORNIERE DE FINITION DU PLANCHER |  | 20 | 1.4x40 | |
| | | SET OF DOOR LOCK COVERS - SCHLOSSBLENDEN - SET DE GARNITURES DE SERRURE DE PORTE |  | 1 | | |
| | | HAMMER BLOCK - SCHLAGHOLZ - CALLE DE FRAPPE |  | 1 | | |
| HS59 | | SCREW FOR DOORSTEP - SCHRAUBEN FÜR SWELLE - VIS DE FIXATION DU SEUIL DE PORTE |  | 3 | 4.5x65 | |
| | | NUT FOR STORM PROTECTION - SCHRAUBENMUTTER FÜR STURMLEISTE - ÉCROU POUR LAME ANTI-TEMPETE |  | 10 | | |
| | | ZN NAIL FOR FLOOR - ZN NÄGEL FÜR FUSSBODENBRETTER - CLOUS POUR PLANCHER |  | 211 | 2x50 | |
| | | MALE BOLT HINGE FOR DOOR - TÜRRIEGEL - PARTIE MALE DE CHARNIERE DE PORTE |  | 6 | | |
| | | BOLT FOR STORM PROTECTION - BOLZEN FÜR STURMLEISTE - VIS POUR LAME ANTI-TEMPETE |  | 10 | 6x70 | |
| | | WASHER FOR STORM PROTECTION - DICHTSCHEIBE FÜR STURMLEISTE - RONDELLE POUR LAME ANTI-TEMPETE |  | 10 | | |
| | | DOOR HANDLE FITTINGS - TÜRGRIFF - SET DE GARNITURES DE SERRURE DE PORTE |  | 1 | | |
| | | CYLINDER LOCK - ZYLINDERSCHLOSS - CYLINDRE DE SERRURE |  | 1 | | |
| | | SCREW FOR POS 013 - SCHRAUBEN FÜR POS 013 - - VIS POUR POS 013 |  | 4 | 4x60 | |
| HS45 | | SCREW FOR COVERING MOULDING - SCHRAUBEN FÜR DECKUNGSPROFIL - VIS DE FIXATION PROFILS DE FINITION VERTICAUX A FIXER A L'EXTERIEUR DU CADRE DE LA PORTE |  | 26 | 4x40 | |
| | | WINDOW - FENSTER - FENETRE 525x1560 DGP | AK.1.100.PVP.j | 2 | | |
| | |  | | | | |
| | | DOOR - TÜR - PORTE 1494x1736 DGP | TUK.1.100.PVP.MM.5c | 1 | | |
| | |  | | | | |



| Pos | Piece list - Stückliste - Liste des pièces | Q. | P (mm) | L (mm) |
|-----|---|----|--------|--------|
| 1 |  | 2 | 77x60 | 1736 |
| 2 |  | 1 | 77x38 | 1538 |
| 3 |  | 4 | 28x50 | 1721 |
| 4 |  | 2 | 28x70 | 94 |
| 5 |  | 2 | 28x70 | 66 |
| 6 |  | 1 | 28x70 | 1546 |
| 7 |  | 1 | 28x70 | 1489 |
| 8 |  | 1 | 13x32 | 1706 |
| 9 |  | 1 | 18x77 | 1438 |

